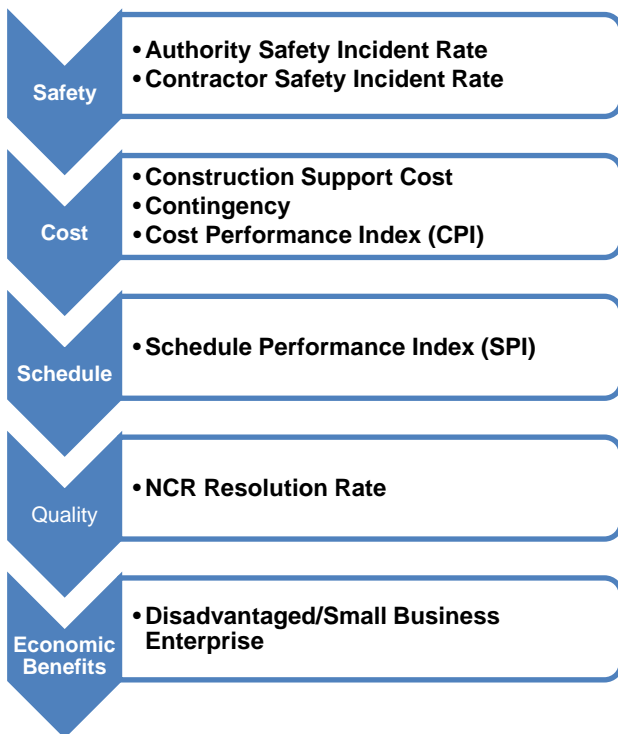


Finance and Audit Committee

Performance Metrics

State Route 99 Realignment Project

Contract No. HSR 12-06



PERFORMANCE METRICS

The following performance metrics for SR99, a Caltrans Construction Manager / General Contractor (CM/GC) project within the limits of CP1, are intended to give the Authority's Board of Directors and other key stakeholders a high level overview of the performance of this project.

Safety is a top priority and listed first, followed by key metrics for cost, schedule, and quality, as all are fundamental metrics for the management of the project. In addition and in support of the business aspects of the project, a key metric is included for economic benefits. The Authority's management team, both on the project site and at the headquarters in Sacramento, will also review other aspects of the project's performance. The Authority will track and monitor the trends of these performance metrics to proactively manage the project.



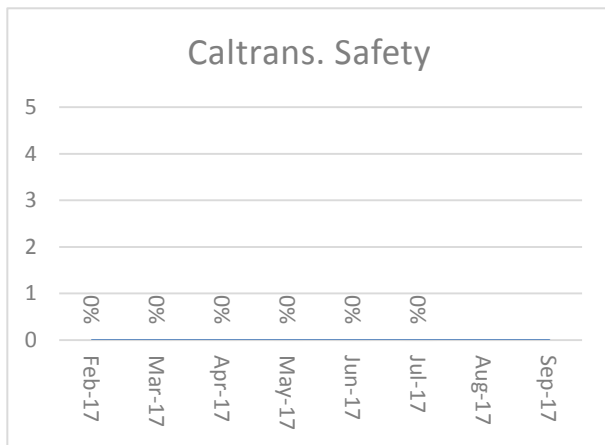
State Route 99 Realignment
Project

Performance Metrics

SAFETY

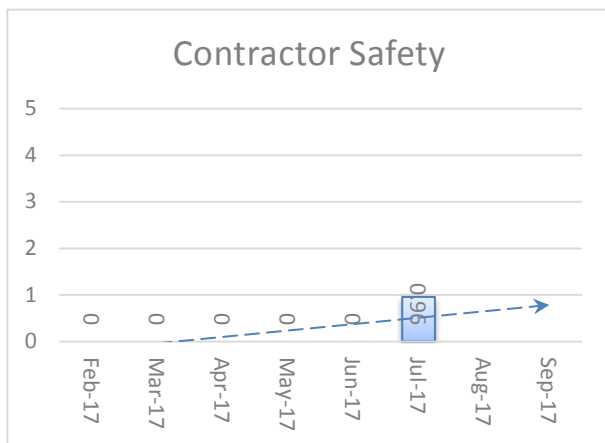
Caltrans Safety Incident Rate

$$[\text{Number of injuries and illnesses}] \div [\text{Employee hours worked}] * [200,000]$$



Contractor Safety Incident Rate

$$[\text{Number of injuries and illnesses}] \div [\text{Employee hours worked}] * [200,000]$$

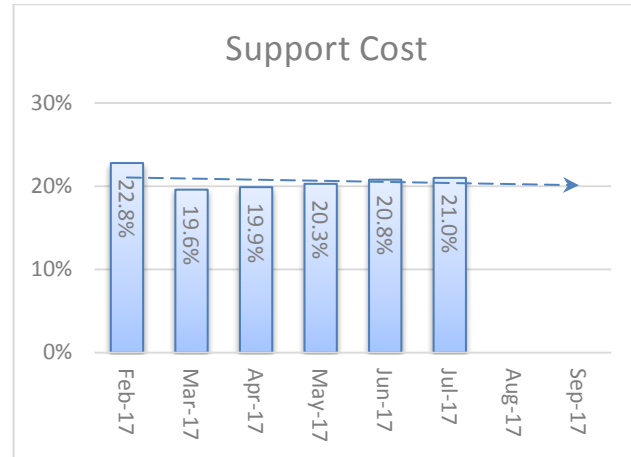


State Route 99 Realignment
Project

COST

Total Support Cost

[Support Cost Expended to Date Amount] ÷ [Total Capital Cost]



Reason – The project is implementing CMGC procurement methodology that has a significant upfront effort to resolve issues and add value to the project in the design phase. Additionally, the project was broken up into two separate phases. An Early Work Package (EWP) was created to account for construction of some critical items of work to avoid significant delays to maintain the current project schedule. Work associated in development of this package has resulted in expending additional resources. There have been ongoing clarifications in the design and scope of work for the project. There has also been continuous Value Engineering through the design phase that has resulted in a large effort in support during the PS&E phase of the project.

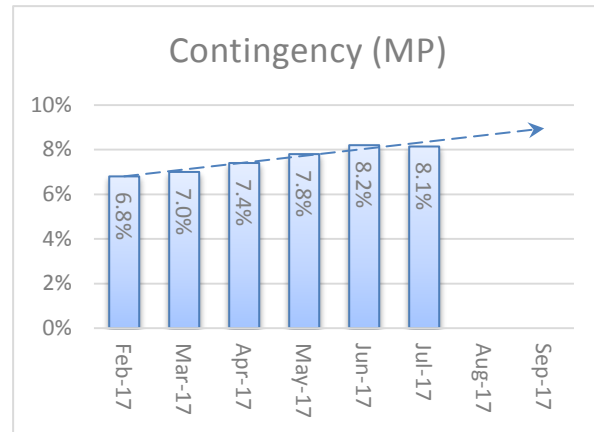
Mitigation/Improvements –. The goal is to reduce risks and eliminate changes and change orders in construction thereby potentially reducing capital cost in the construction phase. This has been realized in the EWP and will continue to be realized in the MP. The Interagency Agreement with the Authority has been approved by the CHSRA board on February 14, 2017 to supplement the support cost and update schedule. While this metric has improved, it will continue to be over the projected target due to reasons listed above.

State Route 99 Realignment
Project

COST (Continued)

Construction Contingency (MP)

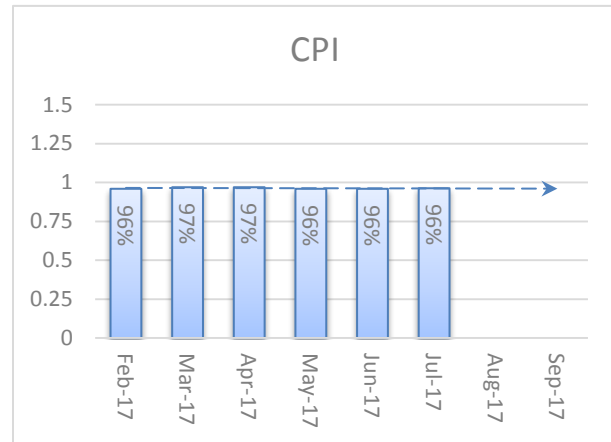
[Remaining Contingency Value] ÷ [Remaining Construction Contract Value]



State Route 99 Realignment
Project

COST (Continued)

Cost Performance Index
[Earned Value] ÷ [Actual Cost]



Earned Value (EV) = \$155,330,417

Actual Cost (AC) = \$161,211,678

Currently at 0.96, performance target is >1.0.

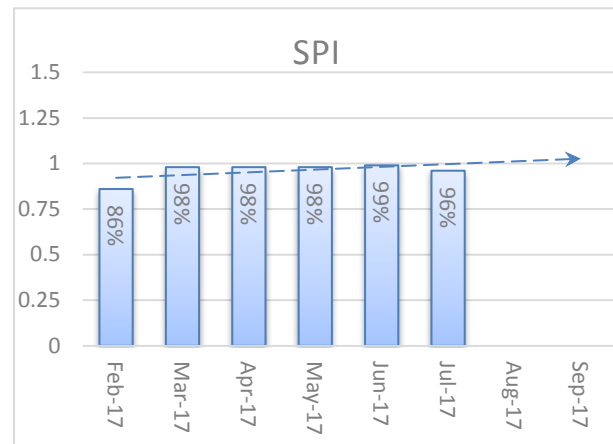
Reason – The project has been broken up into two separate phases. An Early Work Package (EWP) has been created to account for construction of some critical items of work to avoid significant delays to maintain the current project schedule. Work associated in development of this package has resulted in expending additional resources. There have been ongoing clarifications in the design and scope of work for the project. There has also been continuous Value Engineering through the design phase that has resulted in a large effort in support during the PS&E phase of the project. The begin construction of the MP was delayed by a couple of months due to budget shortfall discussions.

Mitigation/Improvements – The project is implementing CMGC procurement methodology that has a significant upfront effort to resolve issues and add value to the project in the design phase. The goal is to reduce risks and eliminate changes and change orders in construction thereby potentially reducing capital cost in the construction phase. The EWP has been awarded and construction has been completed. The construction contract for the MP was awarded to Granite on June 30, 2016. Caltrans is managing scope modifications that will maintain the overall integrity of the project. The Interagency Agreement with the Authority was amended on March 29, 2017 to supplement the Capital cost and update the schedule that was approved by the CHSRA board on February 14, 2017.

State Route 99 Realignment
Project

SCHEDULE

Schedule Performance Index (SPI)
[Earned Value] ÷ [Planned Value]



Earned Value (EV) = \$155,330,417
Planned value (PV) = \$161,717,591
Currently at 0.96, performance target is >1.0.

Reason – The project has been broken up into two separate phases. An Early Work Package has been created to account for construction of some critical items of work to avoid significant delays to maintain the current project schedule. Work associated in development of this package has resulted in expending additional resources. There has also been continuous Value Engineering through the design phase that has resulted in a large effort in support during the PS&E phase of the project. Additionally, the EWP was held up due to Right of Way constraints in acquiring Order of Possession and relocation of utilities. UPRR requested to resubmit 60 and 90% submittals before they will approve final plans. The Construction and Maintenance (C&M) agreement with UPRR was approved for Ashlan Ave Overhead in January 2017. The begin construction of the MP was delayed by a couple of months due to budget shortfall discussions. The current wet season has also negatively impacted the construction schedule for the project.

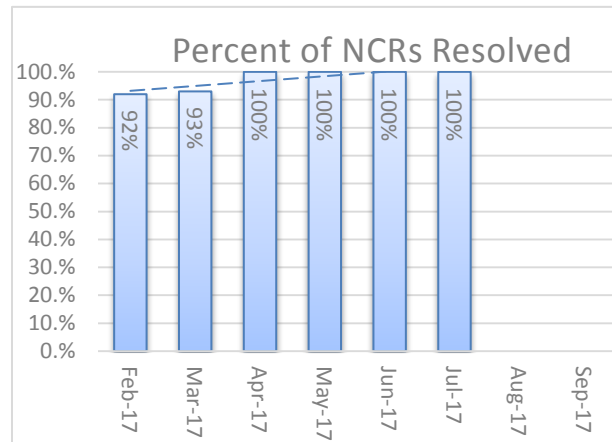
Mitigation/Improvements – Due to the various challenges associated in getting to agreement with UPRR on the design of the project and Right of Way acquisition, the schedule has been slipping. The phasing of the project by creating smaller packages while expending additional resources helps in managing the schedule and avoiding additional delays to the project. The construction of the EWP is complete. The construction contract for the MP was awarded to Granite on June 30, 2016. The Interagency Agreement with the Authority was amended on March 29, 2017 to supplement the Capital cost and update the schedule that was approved by the CHSRA board on February 14, 2017. As a result, this metric improved due to this amendment and increased construction activities. Payments for July are lagging and once payments are processed in August SPI performance will increase.

State Route 99 Realignment
Project

QUALITY

Percent of NCRs Resolved

$[\text{Total NCRs Resolved to Date}] \div [\text{Total NCRs Issued to Date}]$

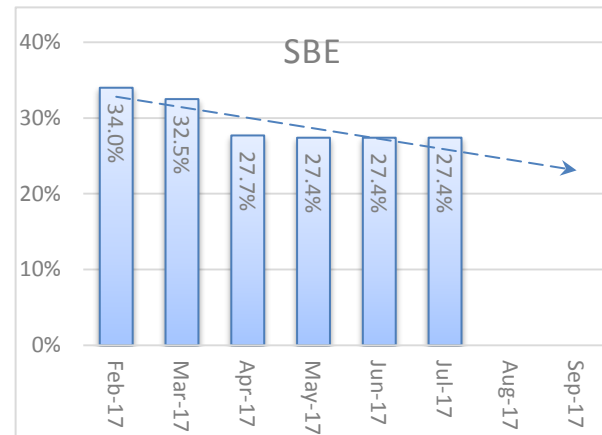


State Route 99 Realignment
Project

ECONOMIC BENEFITS

Disadvantaged/Small/Disabled Veteran/Micro Business Enterprise

$$\frac{[\text{Total SB/DVBE/DBE/MB payments to Date}]}{[\text{Total Subcontract payments to Date}]}$$



Total SB work performed amount = \$23,602,166
 Total Sub Contract payments = \$86,111,329

The project has achieved a 27.4% participation to date.

The scope of work being completed last month had a lower percentage of SB involvement. Additionally, the actual SB participation values for the prior months were lower than the estimated values and have been revised

The scope reduction has impacted the overall SB participation for the project.

State Route 99 Realignment
Project

Performance Metrics – Explanatory Details

Category	Description
General	Data Period
Description	The Performance Metrics represent the period of 2/19/2013 to 7/31/2017.
Safety	Caltrans Safety Incident Rate: $[\text{Number of injuries and illnesses}] \div [\text{Employee hours worked}] \times [200,000]$ *
Description	<ul style="list-style-type: none"> The goal is to contain the incidence rate at ≤ 3.2. Benchmark: The average incidence rate per the 2012 U.S. Bureau of Labor Statistics, U.S. Department of Labor for heavy and civil engineering construction is 3.2. Caltrans has <u>0</u> incidents of recordable injury or illness to date. Caltrans has <u>73,228</u> construction hours worked to date. The incidence rate represents the number of nonfatal occupational injuries and illnesses per 100 full-time workers and is calculated as: $(N/EH) \times 200,000$, where N = number of injuries and illnesses EH = total hours worked by all employees during the calendar year 200,000 = base for 100 equivalent full-time workers (working 40 hours per week, 50 weeks per year)
Safety	Contractor Safety Incident Rate: $[\text{Number of injuries and illnesses}] \div [\text{Employee hours worked}] \times [200,000]$ *
Description	<ul style="list-style-type: none"> The goal is to contain the incidence rate at ≤ 3.2. Benchmark: The average incidence rate per the 2012 U.S. Bureau of Labor Statistics, U.S. Department of Labor for heavy and civil engineering construction is 3.2. The Contractor has <u>1</u> incidents of recordable injury or illness to date. The Contractor has <u>209,309</u> hours worked to date. The incidence rate represents the number of nonfatal occupational injuries and illnesses per 100 full-time workers and is calculated as: $(N/EH) \times 200,000$, where N = number of injuries and illnesses EH = total hours worked by all employees during the calendar year 200,000 = base for 100 equivalent full-time workers (working 40 hours per week, 50 weeks per year) <p>Contractor Safety Incident Rate = $(1/209309) \times 200000 = \underline{0.955}$</p>
Cost	Total Support Cost: $[\text{Support Cost Expended to Date Amount}] \div [\text{Total Capital Cost}]$
Description	<ul style="list-style-type: none"> The goal is to keep the support cost at $\leq 20\%$ of the Capital cost. Benchmark: The statewide average Support to Capital ratio for project development cost on the State Highway System is approx. 32% of the Capital costs for major projects. For this project the Total Support Cost encompasses the effort required to provide Project Management, Contract Administration, Inspection and Quality Control for the Design, Right of Way and Construction phases. Support Cost Expended to Date Amount = <u>\$45,025,055.61</u> Total Capital Cost = <u>\$214,200,000</u> Project Total Support to Capital ratio = <u>21.0%</u>

State Route 99 Realignment
Project

Cost	Construction Contingency: [Remaining Contingency Value] ÷ [Remaining Construction Contract Value]
Description	<ul style="list-style-type: none"> The goal is to contain the contingency to 10% of the total Construction Capital Cost for the EWP and 5% of the total Construction Capital Cost for the MP. Benchmark: Caltrans is using an alternative procurement method called CMGC. This procurement method helps define, manage and allocate risk before the project is awarded. A reduced contingency of 5% will be established for the MP. <p><u>Main Package</u></p> <ul style="list-style-type: none"> Contract amount is \$132,494,387 which includes Contract items, supplemental work and State furnished material. The total contingency for the MP is \$ 6,705,613. The Remaining Contingency (MP) = [Current Allocated Contingency Amount] – [Executed unplanned Change Orders] = (\$6,705,613 - \$460,905) = \$6,244,708 The Remaining Construction Contract Value (MP) = [Construction Contract Amount + Executed unplanned Change Orders – Monthly Progress Payment Estimates] = (\$132,494,387+ \$460,905 - \$56,245,881) = \$76,709,411.
Cost	Cost Performance Index (CPI): Earned Value (EV) ÷ Actual Cost (AC)
Description	<ul style="list-style-type: none"> The goal is to achieve CPI ≥ 1, which is same as ≥ 100% when expressed in percent. Benchmark: As per guidelines by PMI (Project Management Institute, World Wide) the CPI should be ≥ 1 or 100%. At a value of 100% the value earned is same as planned, and the project is right on cost. EV = Percent Complete x BAC (Budget at Completion) = <u>\$155,330,417</u> AC = Actual Costs to Date = <u>\$161,211,678</u> Project Cost Performance Index = <u>0.96</u> Support Cost, Construction Capital for EWP & MP and Right of Way Capital cost included in reporting.
Schedule	Schedule Performance Index (SPI): Earned Value (EV) ÷ Planned Value (PV)
Description	<ul style="list-style-type: none"> The goal is to achieve SPI ≥ 1, which is same as ≥ 100% when expressed in percent. Benchmark: As per guidelines by PMI (Project Management Institute, World Wide) the SPI should be ≥ 1 or 100%. At a value of 100% the Project is forecasted to complete on-time. EV= Percent Complete x BAC (Budget at Completion) = <u>\$155,330,417</u> PV= Planned Value = <u>\$161,717,591</u> Planned Value in dollars to be spent to date is derived from the approved baseline established for the project using a linear burn rate for support. Project Schedule Performance Index = 0.96 Support Cost, Construction Capital for EWP & MP and Right of Way Capital cost included in reporting.

State Route 99 Realignment
Project

Quality	Non-Conformance Report (NCR) Resolution: [Total Non-Conformance Reports Resolved to Date] ÷ [Total Non-Conformance Reports Issued to Date]
Description	<ul style="list-style-type: none"> • Measures the effective resolution of NCRs based on percentage of NCR corrective actions approved. • The goal is to identify and approve resolution of the NCR as soon as practical. • The target rate is to stay above 85% closed. • This metric is a measure of the resolution rate of non-conforming work issues identified on the project, based on the KPI Standard organization's Heavy and Civil Engineering Construction definition. • The target rate identified is preliminary and is derived from the professional judgment of multiple construction professionals and NCR data to date. This metric will be measured and trended for refinement throughout the life of the project and across multiple High Speed Rail construction packages to develop a performance standard for the High Speed Rail. • Total Non-Conformance Reports Issued to Date: <u>15.0</u> • Total Non-Conformance Reports Resolved to Date: <u>15.0</u>
Economic Benefits	Disadvantaged/Small/Disabled Veteran/Micro Business Enterprise: [Total SB/DVBE/DBE/MB payments to Date] ÷ [Total Subcontract payments to Date]
Description	<p>Benchmark: The Authority has established a Small and Disadvantaged Business Enterprise Program, inclusive of Small Businesses (SB), Disabled Veteran Business Enterprises (DVBE), Disadvantaged Business Enterprises (DBE) and Microbusinesses (MB) and has set an overall Small Business participation goal of ≥30%.</p> <p>This project is utilizing an alternative procurement method called CMGC. The project will achieve the 30% goal by project completion.</p> <p>The work performed estimate is developed by the relative proportion of SB involved in each item of work. The number will be adjusted as actual payments are made.</p> <p>Total SB work performed amount = <u>\$23,602,166</u> Total Sub Contract payments = <u>\$86,111,329</u></p> <p>The project has achieved a 27.4% participation to date.</p> <p>*MP estimates have been revised and resulted in a decrease in SB work performed.</p>